



## National Electrification Administration

### Balance Sheet As of December 31, 2020

Condensed  
Corporate Fund

#### ASSETS

##### Current Assets

##### Cash

Cash on Hand	397,383.01	
Cash in Banks - Local Currency	3,853,323,416.48	
Cash in Banks - Foreign Currency	<u>8,161,893.28</u>	3,861,882,692.77

##### Receivables

Receivable Accounts	11,545,844,071.92	
Inter - Agency Receivables	2,811,660,288.45	
Other Receivables	<u>47,768,342.78</u>	14,405,272,703.15

##### Inventories

Materials	4,876,378.78	
Supplies	<u>1,811,260.82</u>	6,687,639.60

##### Prepayments

3,553,491.01

##### Other Current Assets

650,000.00 18,278,046,526.53

##### Property, Plant and Equipment

Land and Land Improvements		36,301,445.34
Buildings		115,200,616.25
Office Equipment, Furniture and Fixtures		19,382,745.65
Machineries and Equipment		5,004,453.63
Transportation Equipment		5,570,328.31
Other Property, Plant and Equipment		<u>88,705.60</u> 181,548,294.78

##### Other Assets

15,943,773.48

#### TOTAL ASSETS

18,475,538,594.79

#### LIABILITIES

##### Current Liabilities


Payable Accounts	171,972,850.86
Inter - Agency Payables	845,278,756.53



## National Electrification Administration

### Balance Sheet As of December 31, 2020

		<b>Condensed Corporate Fund</b>
Other Liability Accounts	<u>261,749,069.85</u>	1,279,000,677.24
Deferred Credits		<u>420,735,264.02</u>
<b>TOTAL LIABILITIES</b>		1,699,735,941.26
<b>EQUITY</b>		
Government Equity		5,148,021,585.58
Retained Earnings		<u>11,627,781,067.95</u>
<b>TOTAL EQUITY</b>		<u>16,775,802,653.53</u>
<b>TOTAL LIABILITIES AND EQUITY</b>		<u><u>18,475,538,594.79</u></u>



## National Electrification Administration

### Balance Sheet As of December 31, 2020

Detailed  
Corporate Fund

#### ASSETS

##### Current Assets

##### Cash

##### Cash on Hand

Cash - Collecting Officers	307,117.91	
Petty Cash Fund	<u>90,265.10</u>	397,383.01

##### Cash in Banks - Local Currency

Cash in Bank - Local Currency, Current Account	2,874,604,514.53	
Cash in Bank - Local Currency, Savings Account	<u>978,718,901.95</u>	3,853,323,416.48

##### Cash in Banks - Foreign Currency

Cash in Bank - Foreign Currency, Savings Account	848,016.98	
Cash in Bank - Foreign Currency, Time Deposits	<u>7,313,876.30</u>	<u>8,161,893.28</u>
		3,861,882,692.77

##### Receivables

##### Receivable Accounts

Accounts Receivable	239,756,524.73	
Less : Allowance for Doubtful Accounts	<u>517,248,716.72</u>	(277,492,191.99)
Due from Officers and Employees	1,326,185.90	
Loans Receivable - LGUs	4,586,174.27	
Loans Receivable - Others	11,786,402,453.69	
Interest Receivable	31,020,307.62	
Advances to Officers and Employees	<u>1,142.43</u>	11,545,844,071.92

##### Inter - Agency Receivables

Due from NGAs	10,395,001.35	
Due from GOCCs	25,351,080.00	
Due from NGOs/POs	<u>2,775,914,207.10</u>	2,811,660,288.45

##### Other Receivables

Receivables - Disallowances/Charges	850,521.01	
-------------------------------------	------------	--




## National Electrification Administration

### Balance Sheet As of December 31, 2020

Detailed  
Corporate Fund

Other Receivables	<u>46,917,821.77</u>	<u>47,768,342.78</u>	14,405,272,703.15
Inventories			
Materials			
Merchandise Inventory		4,876,378.78	
Supplies			
Office Supplies Inventory	1,390,865.21		
Other Supplies Inventory	<u>420,395.61</u>	<u>1,811,260.82</u>	6,687,639.60
Prepayments			
Prepaid Insurance		93,847.27	
Advances to Contractors		247,703.70	
Other Prepaid Expenses		<u>3,211,940.04</u>	3,553,491.01
Other Current Assets			
Guaranty Deposits			<u>650,000.00</u> 18,278,046,526.53
Property, Plant and Equipment			
Land and Land Improvements			
Land		36,204,376.84	
Land Improvements	792,398.33		
Less : Accumulated Depreciation - Land Improvements	<u>695,329.83</u>	<u>97,068.50</u>	36,301,445.34
Buildings			
Office Buildings	295,860,119.67		
Less : Accumulated Depreciation - Office Buildings	<u>180,683,188.42</u>	115,176,931.25	
Other Structures	70,800.00		
Less : Accumulated Depreciation - Other Structures	<u>47,115.00</u>	<u>23,685.00</u>	115,200,616.25
Office Equipment, Furniture and Fixtures			
Office Equipment	4,661,635.25		
Less : Accumulated Depreciation - Office Equipment	<u>2,181,297.47</u>	2,480,337.78	
Furniture and Fixtures	12,280,292.29		



## National Electrification Administration

### Balance Sheet As of December 31, 2020

Detailed  
Corporate Fund

Less : Accumulated Depreciation - Furniture and Fixtures	<u>7,443,647.49</u>	4,836,644.80	
IT Equipment and Software	50,887,259.70		
Less : Accumulated Depreciation - IT Equipment	<u>38,821,496.63</u>	<u>12,065,763.07</u>	19,382,745.65
<b>Machineries and Equipment</b>			
Communication Equipment	10,914,201.47		
Less : Accumulated Depreciation - Communication Equipment	<u>7,396,305.20</u>	3,517,896.27	
Technical and Scientific Equipment	5,720,080.00		
Less : Accumulated Depreciation - Technical and Scientific Equipment	<u>4,247,161.20</u>	1,472,918.80	
Other Machinery and Equipment	97,070.00		
Less : Accumulated Depreciation - Other Machinery and Equipment	<u>83,431.44</u>	<u>13,638.56</u>	5,004,453.63
<b>Transportation Equipment</b>			
Motor Vehicles	33,703,529.75		
Less : Accumulated Depreciation - Motor Vehicles	<u>28,133,201.44</u>		5,570,328.31
<b>Other Property, Plant and Equipment</b>			
Other Property, Plant and Equipment	335,305.00		
Less : Accumulated Depreciation - Other Property, Plant and Equipment	<u>246,599.40</u>	<u>88,705.60</u>	181,548,294.78
<b>Other Assets</b>			
Other Assets			<u>15,943,773.48</u>
<b>TOTAL ASSETS</b>			<u><u>18,475,538,594.79</u></u>

#### LIABILITIES


##### Current Liabilities

##### Payable Accounts

Accounts Payable	54,227,880.95	
Due to Officers and Employees	117,733,184.14	
Interest Payable	<u>11,785.77</u>	171,972,850.86

##### Inter - Agency Payables

Due to National Treasury	838,937,884.06	
--------------------------	----------------	--



## National Electrification Administration

### Balance Sheet

As of December 31, 2020

#### Detailed Corporate Fund

Due to BIR	3,507,032.77	
Due to GSIS	2,256,054.47	
Due to PAG-IBIG	352,132.84	
Due to PHILHEALTH	<u>225,652.39</u>	845,278,756.53
Other Liability Accounts		
Guaranty Deposits Payable	1,217,296.45	
Performance/Bidders/Bail Bonds Payable	331,254.00	
Other Payables	<u>260,200,519.40</u>	<u>261,749,069.85</u>
		1,279,000,677.24
Deferred Credits		
Other Deferred Credits		<u>420,735,264.02</u>
<b>TOTAL LIABILITIES</b>		1,699,735,941.26
<b>EQUITY</b>		
Government Equity		
Government Equity		16,318,002,021.65
Retained Earnings		
Retained Earnings		<u>457,800,631.88</u>
<b>TOTAL EQUITY</b>		<u>16,775,802,653.53</u>
<b>TOTAL LIABILITIES AND EQUITY</b>		<u><u>18,475,538,594.79</u></u>